



**Flowrate**

10 m<sup>3</sup>/h

**Total Head**

16 m

**Power**

0.75 kW

Vertical submersed pump for the transfer of corrosive fluids

**APPLICATIONS**

- Corrosiv fluids
- Bath transfer
- Dense fluids
- In bath operation only

**ADVANTAGES**

- Great efficiency
- Acid and alkali resistant
- Galavanic bath transfer
- Dry run possible
- No mechanical seal
- Self-repriming

**CONNECTION**

- Union nut
- 302 mm square fixation plate
- Grooved nozzle

**SPECIFICATION**

**Hydraulic performances**

Max flow rate (m <sup>3</sup> /h)	10
Total head (m)	16
Max temperature (°C)	80 (PP) - 110 (PVDF)
Density	< 1.3

**Motor**

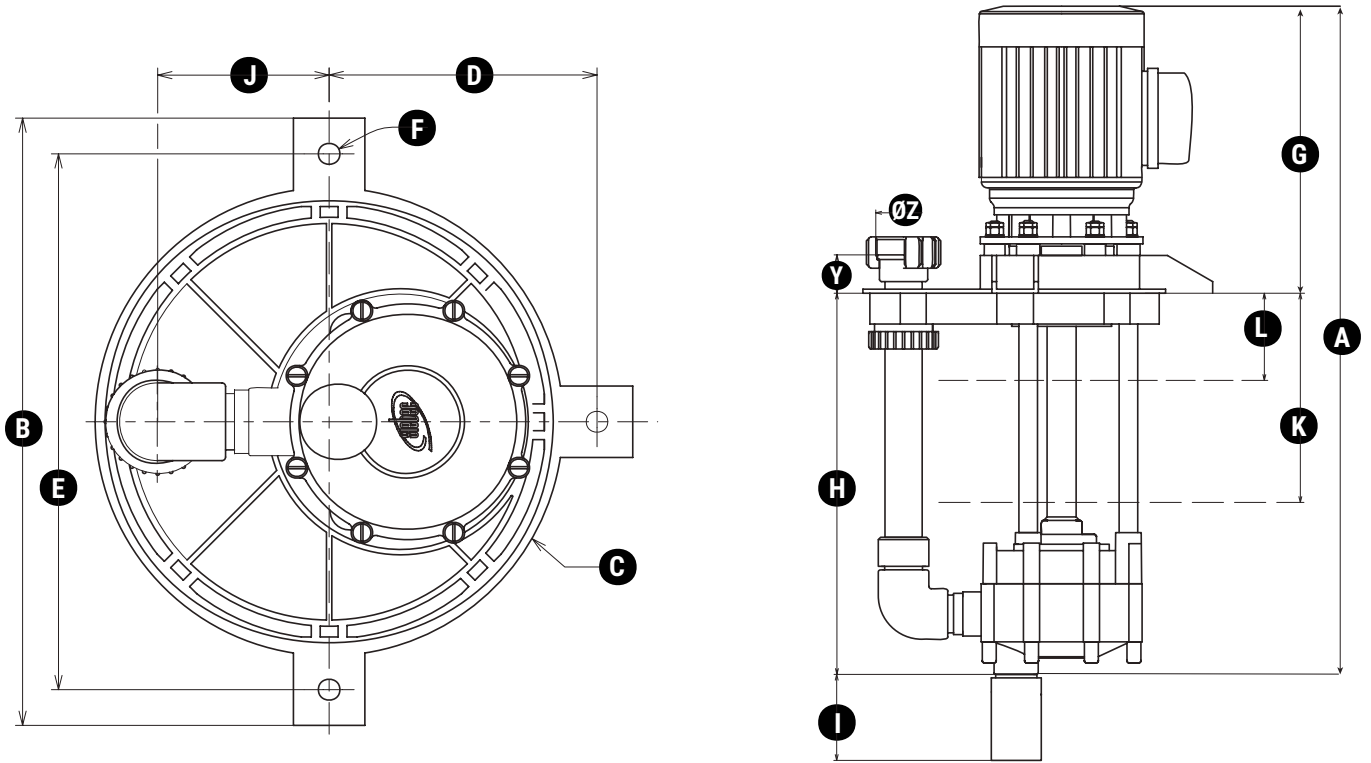
Standard	IE3
Power supply (V)	230 / 400 3ph
Frequency (Hz)	50 - 60
Rotation speed (rpm)	3000
Power (kW)	0.75

**Design**

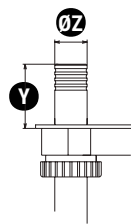
Technology	Vertical pump
Available materials	Polypropylen (PP) Polyvinylidene fluoride (PVDF)
Seals	N/A
Gaskets	EPDM (PP) FPM (PP)

**DIMENSIONS**

Units : (mm)



Outline dimensions			Fixation			Inlet / Outlet					
A	B	C	D	E	F	G	H	I	J	K	L
871.5	340	Ø 262	170	300	Ø 12	315	556.5	-	96	380	76.5

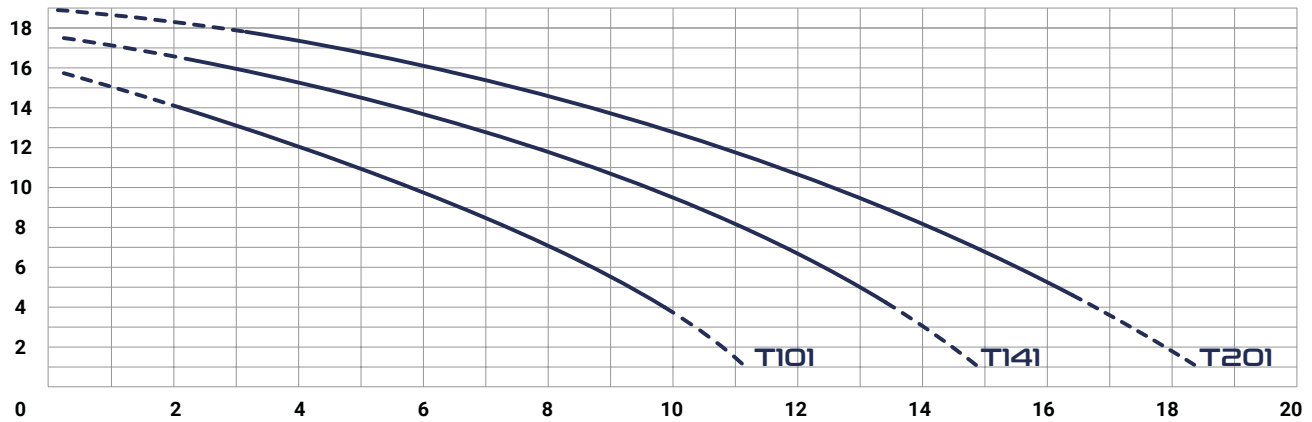


GROOVED NOZZLE

	Grooved nozzle		Union nut		Y	Z	X	V
	Y	Z	Y	Z				
Entrée	-	-	-	-	-	-	-	-
Sortie	63.5	Ø 40	38.5	G2" - DN32	-	-	-	-

## FLOWRATE CHARTS

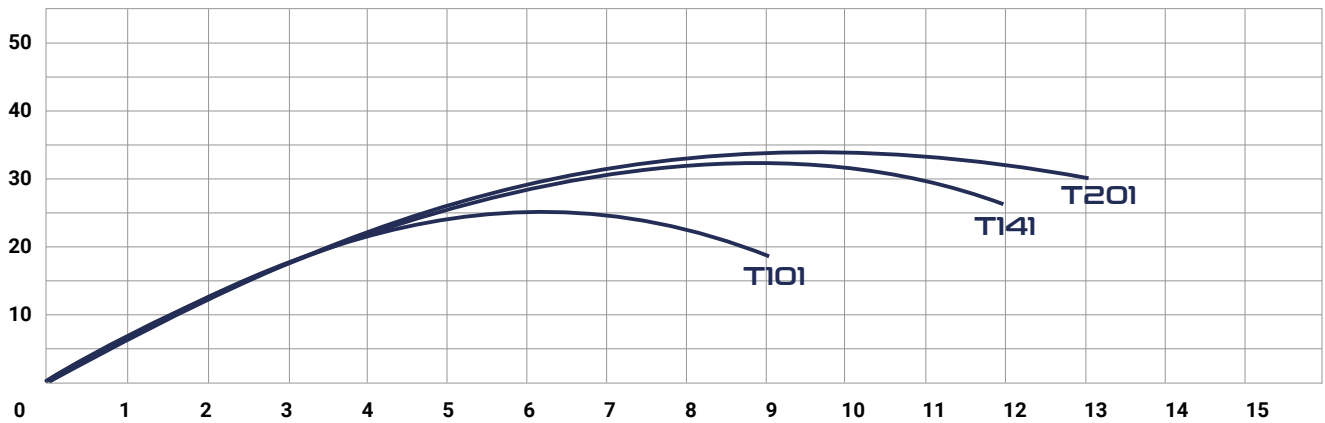
Total Head (m)



Flowrate (sqm)

## NPSH CHART

NPSH (m)



Flowrate (sqm)

## SIEBEC VERTICAL PUMPS

		Flowrate (m <sup>3</sup> /h)	Total Head (m)	Power (kW)	Density	Power supply (V)
<b>ST22</b>	Vertical pump	2.9	4	0.12 (PP) - 0.18 (PVDF)	< 1.6 (PP) - > 2 (PVDF)	230 / 400 3ph
<b>ST42</b>	Vertical pump	4.4	5.2	0,18 (PP) - 0,25 (PVDF)	< 1.9 (PP) - > 2 (PVDF)	230 / 400 3ph
<b>T72</b>	Vertical pump	7	10,8	0.75	< 1.4	230 1ph or 230 / 400 3ph
<b>T142</b>	Vertical pump	14	14.5	1.1	< 1.2	230 1ph or 230 / 400 3ph
<b>T202</b>	Vertical pump	20	17	1.5	< 1.25	230 1ph or 230 / 400 3ph
<b>T242</b>	Vertical pump	17	22.2	1.5	< 1.3	230 1ph or 230 / 400 3ph
<b>T262</b>	Vertical pump	27	19.5	2.2	< 1.3	230 1ph or 230 / 400 3ph
<b>T101</b>	Vertical pump	10	16	0.75	< 1.3	230 / 400 3ph
<b>T141</b>	Vertical pump	14.5	17	1.1	< 1.3	230 / 400 3ph
<b>T201</b>	Vertical pump	18.5	18.5	1.1	< 1.3	230 / 400 3ph
<b>ST10</b>	Vertical pump	1.3	4	0.09 (PP) - 0.12 (PVDF)	< 1.4 (PP) - 1.7 (PVDF)	110 Monophasé, 230 monophasé ou 230 / 400 triphasé
<b>ST30</b>	Vertical pump	3.5	4	0.12 (PP) - 0.18 (PVDF)	< 1.4 (PP) - 1.7 (PVDF)	110 Monophasé, 230 monophasé ou 230 / 400 triphasé
<b>ST50</b>	Vertical pump	5	7	0.18 (PP) - 0.25 (PVDF)	< 1.3 (PP) - 1.7 (PVDF)	110 Monophasé, 230 monophasé ou 230 / 400 triphasé
<b>T70</b>	Vertical pump	7.2	9	0.55	< 1.3	230 / 400 3ph
<b>T100</b>	Vertical pump	10	13	0.75	< 1.3	230 / 400 3ph
<b>T140</b>	Vertical pump	14.5	14.3	1.1	< 1.3	230 / 400 3ph
<b>T200</b>	Vertical pump	18.5	15.5	1.1	< 1.3	230 / 400 3ph